



Success 360. **PRITHVI INFORMATION SOLUTIONS LIMITED**


AUDITED FINANCIAL RESULTS FOR THE YEAR ENDED MARCH 31 , 2010

S.No.	Particulars	(Rs.in Lakhs)	
		Year Ended March 31,	
		2010	2009
		(Audited)	(Audited)
1	(a) Net Sales/ Income from Operations		
	- Software Services	133,848.25	174,640.03
	- Sale of Telecom Products / Services	56,621.99	22,932.69
	(b) Other Operating Income		
	Profit/(Loss) on Foreign Exchange Fluctuation (net) (Refer Note- 4)	(13,512.00)	4,004.87
	Total Operating Income	176,958.24	201,577.59
2	Expenditure		
	a. Consumption of Materials	50,908.99	20,250.70
	b. Software Development Expenditure	103,197.87	136,164.90
	c. Employees Cost	11,478.90	11,657.41
	d. Depreciation/Amortization	682.38	771.65
	e. Other Expenditure	8,699.92	26,596.55
	Total Expenditure	174,968.06	195,441.21
3	Profit from Operations Before Other Income and Interest	1,990.18	6,136.39
4	Other Income	962.28	1,206.95
5	Profit Before Interest and Prior Period Items	2,952.46	7,343.34
6	Interest Expenses	2,143.35	2,251.74
7	Prior Period Items	154.19	32.00
8	Profit from Ordinary Activities Before Tax	654.92	5,059.60
9	Tax Expense		
	Provision for Tax	105.67	572.86
	Tax Adjustment for Earlier Period	4.69	40.02
10	Net Profit from Ordinary Activities After Tax	544.56	4,446.72
11	Paid-up Equity Share Capital (Face Value of Rs.10/-)	1,807.70	1,807.70
12	Reserves Excluding Revaluation Reserves	38,462.94	40,557.47
13	Earnings Per Share (EPS) (Not Annualised)		
	- Basic (Rs.)	3.01	24.60
	- Diluted (Rs.)	1.96	16.02

Prithvi House, # 2-56/2/19, Khanamet, Madhapur, Hyderabad - 500 081, (INDIA)

Tel: 91-40-44856019, Fax: 91-40-44856021

E-mail: info@prithvisolutions.com, Website: www.prithvisolutions.com




14	Dividend Per Share of Rs.10/- each	-	-
15	Public Shareholding:		
	- Number of Shares	13,309,144.00	12,176,789.00
	- Percentage of Shareholding	73.62	67.36
16	Promoters and Promoter Group share Holding		
	a) Pledged / Encumbered		
	- Number of Shares	3357555	4489910
	- Percentage of Shares (AS a % of the total share holding of Promoter & Promoter Group).	70.42	76.10
	- Percentage of shares (As a % of the total share Capital of the Company).	18.57	24.84
	b) Non - Encumbered		
	- Number of Shares	1410301	1410301
	- Percentage of Shares (As a % of the total share holding of Promoter & Promoter Group)	29.58	23.90
	- Percentage of Shares (As a % of the total share capital of the Company).	7.80	7.80

Audited Segment Revenue, Results and Capital Employed

(Rs. In Lakhs)

Particulars	Year Ended March 31,	
	2010	2009
	(Audited)	(Audited)
1. Segment Revenue		
a) Software	133,848.25	174,640.03
b) Telecom	56,621.99	22,932.69
c) Unallocated	-	-
Total	190,470.24	197,572.72
2. Segment Results (Profit before tax and Interest from each segment)		
a) Software	13,589.14	5,097.76
b) Telecom	1,758.84	(2,998.24)
c) Unallocated	(13,512.00)	4,025.15
Less:- Interest Expenses (net)	(1,181.07)	(1,065.07)
Total	654.92	5,059.60




3. Capital Employed (Segment Assets- Segment Liabilities)		
a) Software	66,244.71	64,509.63
b) Telecom	(5,115.82)	(8,794.47)
c) Unallocated	(20,858.25)	(13,416.80)
	40,270.64	42,298.36

NOTES :

1. The above Annual Audited Financial Results for the year ended 31st March, 2010 have been reviewed by the Audit Committee of the Board and considered by the Board of Directors at their meeting held on 2nd September, 2010.
2. The Company is engaged in the business of Software Services, Telecom Products & Services.
3. Previous year figures have been regrouped/rearranged, wherever found necessary.
4. The Company has earlier submitted and published Unaudited Financial results for the quarter ended 31st March, 2010 in terms of Clause-41 of the Listing Agreement.
5. The 12th Annual General Meeting of the Company will be held on 29th September, 2010.

Hyderabad

2nd September, 2010

By Order of the Board

V. Satish Kumar
Managing Director

PRITHVI
PRITHVI